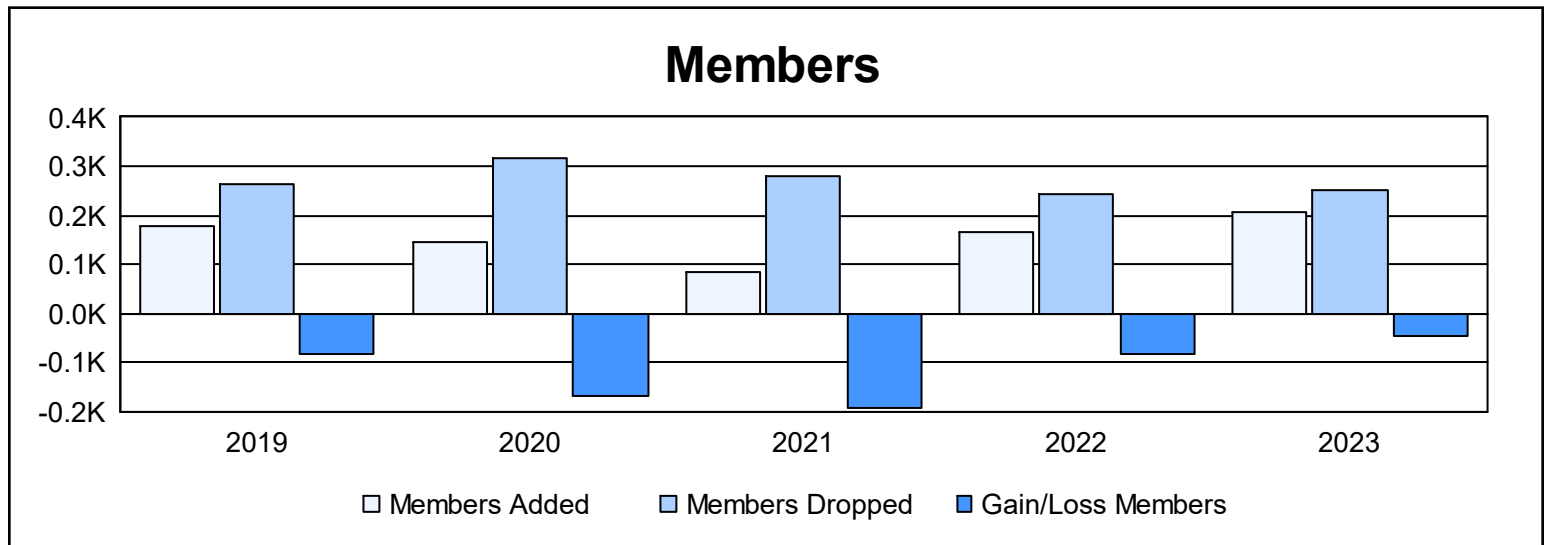
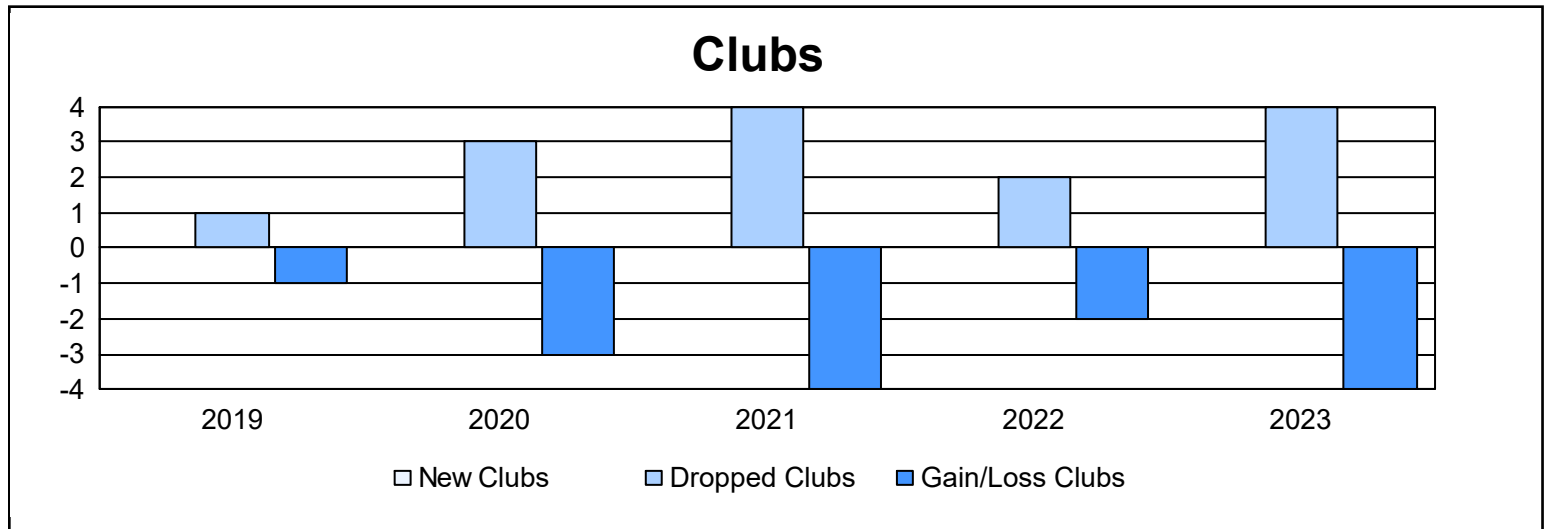
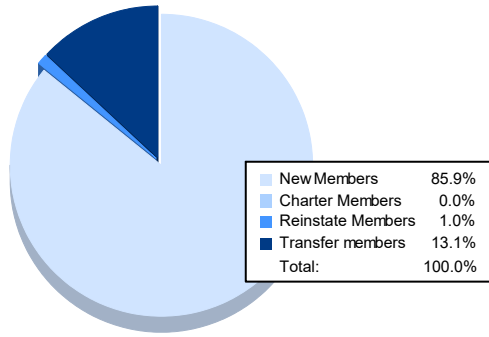


| Year | New Clubs | Dropped Clubs | Gain/ Loss Clubs | New Members | Charter Members | Reinstate Members | Transfer Members | Total Member Added | Total Members Dropped | Gain/ Loss Members |
|----------------|-----------|---------------|------------------|-------------|-----------------|-------------------|------------------|--------------------|-----------------------|--------------------|
| 2018-2019 | 0 | 1 | -1 | 167 | 0 | 3 | 9 | 179 | 262 | -83 |
| 2019-2020 | 0 | 3 | -3 | 126 | 2 | 4 | 14 | 146 | 315 | -169 |
| 2020-2021 | 0 | 4 | -4 | 69 | 0 | 5 | 11 | 85 | 279 | -194 |
| 2021-2022 | 0 | 2 | -2 | 152 | 0 | 5 | 7 | 164 | 245 | -81 |
| 2022-2023 | 0 | 4 | -4 | 177 | 0 | 2 | 27 | 206 | 253 | -47 |
| Average | 0 | 3 | -3 | 138 | 0 | 4 | 14 | 156 | 271 | -115 |



Membership Composition June 2023 Cumulative



Gender Composition June 2023 Cumulative

